






EMMA AUTOMATIC CERTIFICATION SYSTEM

WHERE YOU CAN FIND YOUR CERTIFICATES

In the profile area, students can now see a new tab called “Certificates”. Within this tab it is shown the list of all courses in which he is registered.

The table shows:

- a) Course’s title
- b) Student’s progress (%)
- c) Cours’s end date (“Available from”)
- d) Button to download the certificate

Corso	Progress	Available from	Download your certificate
Búsqueda en Internet	0%	01-05-2016	
Arvuti kasutamise uurimistöös	0%	30-06-2016	
Blended learning ontwikkelen (uit aanbod)	0%	31-07-2015	
Business Intelligence	84%	29-05-2016	
ePortfolio Self-development Study	100%	70% of the course	

HOW DOES IT WORK?

Every time users open the tab “Certificates” in their profile area, EMMA checks 2 conditions:

1. closing date of the course
2. percentage of student progress



WHAT IS THE ALGORITHM?

IF the course is ended (day after “end date”

AND

IF the user has completed at least 70% of the course

THEN

you can download the certificate by clicking on the green button

SELF-PACED, COMING SOON AND ARCHIVED COURSES

If a course is a Self-paced, Coming soon or archived, the “end date” is not a part of the algorithm. In these cases the only criteria is the progress “70%”.

IS IT POSSIBLE TO SEND A NOTIFICATION?

On platform.europeanmoocs.eu/CMS/stat.php teachers can see the list of all enrolled users and their own progress. For each course, teacher can click on "Send certificates for this course" and a notification will be send via email and on platform to all "deserving" students: who have reached at least 70% at the end of the course.

EXCEPTIONS

Teachers can also manage some exceptions, by clicking”assign certificate” for each single user.

A screenshot of the EMMA platform interface. At the top, there is a header for course 339: "L'innovazione sociale nella gestione del patrimonio culturale". Below this, a grey bar shows "Total of enrolled of course: 339". To the right of this bar is a green button labeled "Send certificates for this course". Below the grey bar, there is a row of information: "AC AC", "Active", "0 of 8 lessons", and "0%". To the right of this row is a green button labeled "Assign certificate". Both the "Send certificates for this course" and "Assign certificate" buttons are highlighted with red rectangular boxes in the original image.



HOW DOES EMMA CERTIFICATE LOOK LIKE?



Business Intelligence

CERTIFICATE OF PARTICIPATION

This is to certify that **Marco Cerrone** participated in “**Business Intelligence**”, a MOOC offered by EMMA (European Multiple MOOC Aggregator) in collaboration with **Universitat Oberta de Catalunya**. This **57-week** MOOC was held from **06-04-2015** to **29-05-2016** and hosted on www.europeanmooocs.eu.

David Masip

MOOC teacher - Universitat Oberta de Catalunya

This project has received funding from the European Union's Competitiveness and Innovation Framework Programme under grant agreement no 621030



info@europeanmooocs.eu | www.europeanmooocs.eu | www.facebook.com/EUmoocs | @EUmoocs

Certificate shows (main elements):

- a) Student's Name and Surname
- b) Course's title
- c) Duration: Weeks, starting and end date (hide for Self-paced courses)
- d) Provider's name
- e) Main teacher's name and surname
- f) QR code that can be used to verify the authenticity